

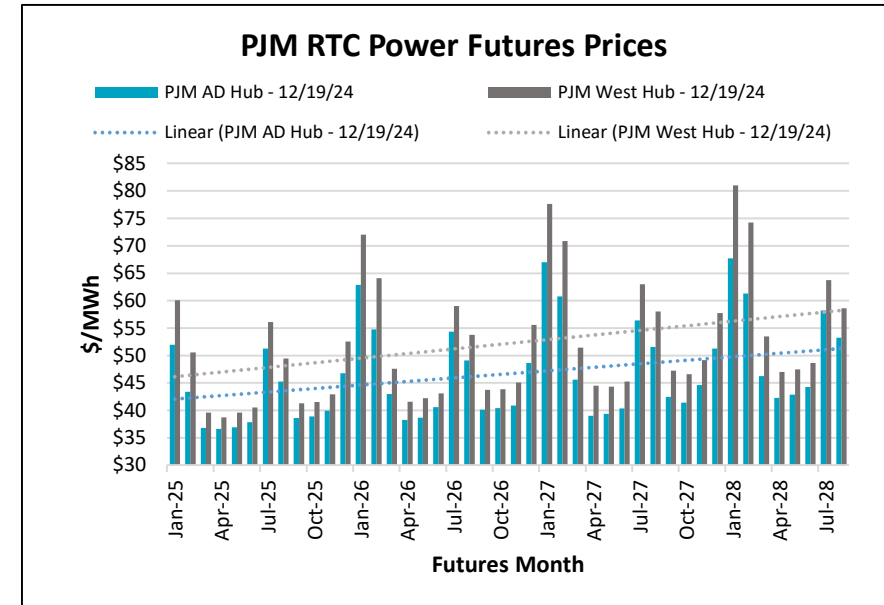
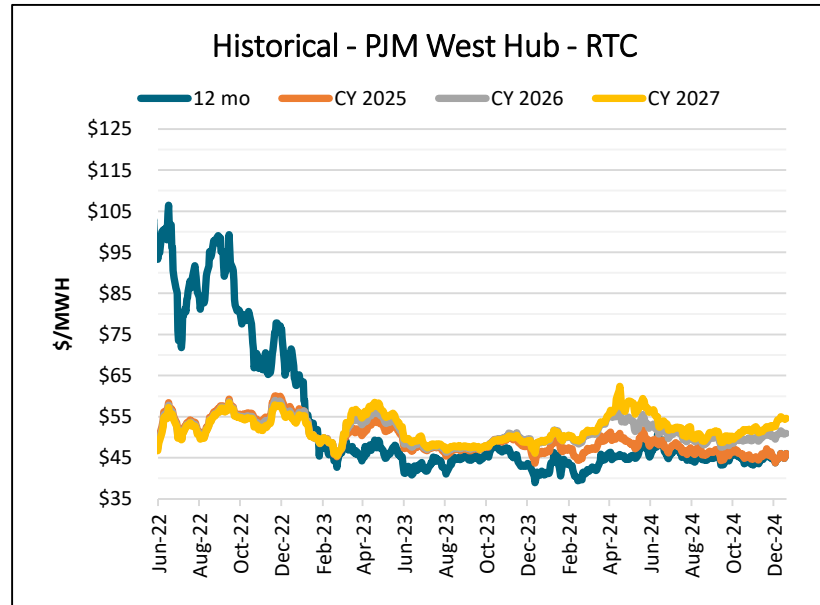
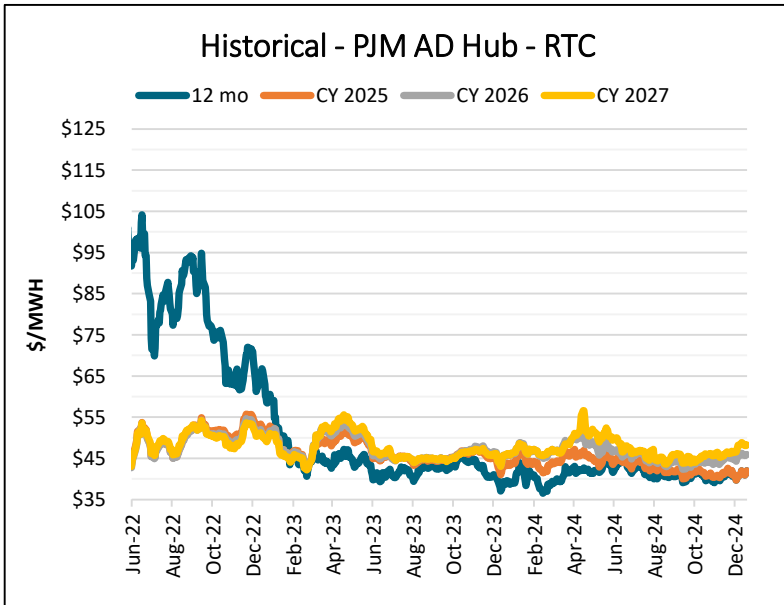
Electricity Market RTC WoW Delta				
\$ MWH Previous Week ▲				
	PJM West Hub	PJM AD Hub	PJM NI Hub	MISO Indiana Hub
12 Mo Strip	\$0.25	\$0.19	\$0.21	(\$0.07)
Cal 2025	\$0.26	\$0.19	\$0.21	(\$0.08)
Cal 2026	(\$0.47)	(\$0.20)	(\$0.26)	(\$0.35)
Cal 2027	(\$0.28)	(\$0.44)	(\$0.22)	(\$0.27)

*Prompt month – 1/2025

*Delta – 12/12/2024-12/19/2024

RTC Power Prices								
Date	PJM-AD Hub				PJM-West Hub			
	12 Mo	2025	2026	2027	12 Mo	2025	2026	2027
12/19/2024	\$42.03	\$42.03	\$45.98	\$48.31	\$46.08	\$46.09	\$50.97	\$54.65
12/18/2024	\$41.46	\$41.46	\$45.80	\$48.13	\$45.48	\$45.48	\$50.97	\$54.47
12/17/2024	\$41.25	\$41.25	\$45.81	\$48.24	\$45.24	\$45.24	\$50.98	\$54.58
12/16/2024	\$40.95	\$40.95	\$45.72	\$48.14	\$44.93	\$44.93	\$50.81	\$54.47
12/13/2024	\$41.34	\$41.34	\$45.93	\$48.60	\$45.39	\$45.39	\$51.18	\$54.78

Date	PJM-NI Hub				MISO Indiana Hub			
	12 Mo	2025	2026	2027	12 Mo	2025	2026	2027
12/19/2024	\$36.44	\$36.44	\$39.34	\$40.93	\$43.31	\$43.30	\$47.69	\$51.53
12/18/2024	\$35.86	\$35.86	\$39.22	\$40.88	\$42.89	\$42.90	\$47.51	\$51.34
12/17/2024	\$35.75	\$35.75	\$39.24	\$40.90	\$42.62	\$42.62	\$47.51	\$51.46
12/16/2024	\$35.47	\$35.47	\$39.18	\$40.75	\$42.47	\$42.47	\$47.33	\$51.35
12/13/2024	\$35.86	\$35.86	\$39.41	\$40.94	\$42.88	\$42.88	\$47.69	\$51.66



This communication from Dynegy Energy Services, dba Dynegy is intended solely for informational or illustrative purposes only. Dynegy is not responsible for typographic errors or other inaccuracies in the content and makes no representations to the contrary. We believe the information contained herein to be accurate and reliable and buyer or customer understands it has the duty or obligation to validate such information and undertake whatever risk there may be upon its reliance. Therefore, all information and materials are provided "AS IS" without any warranty of any kind.

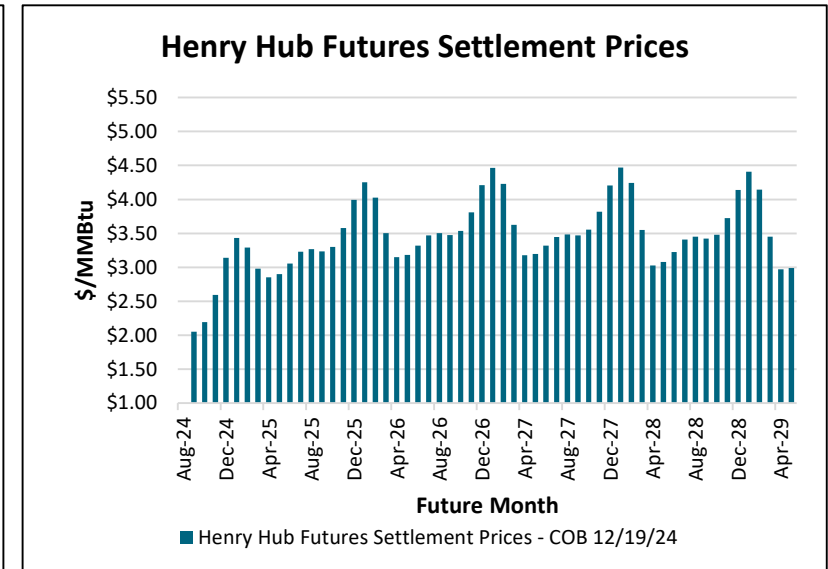
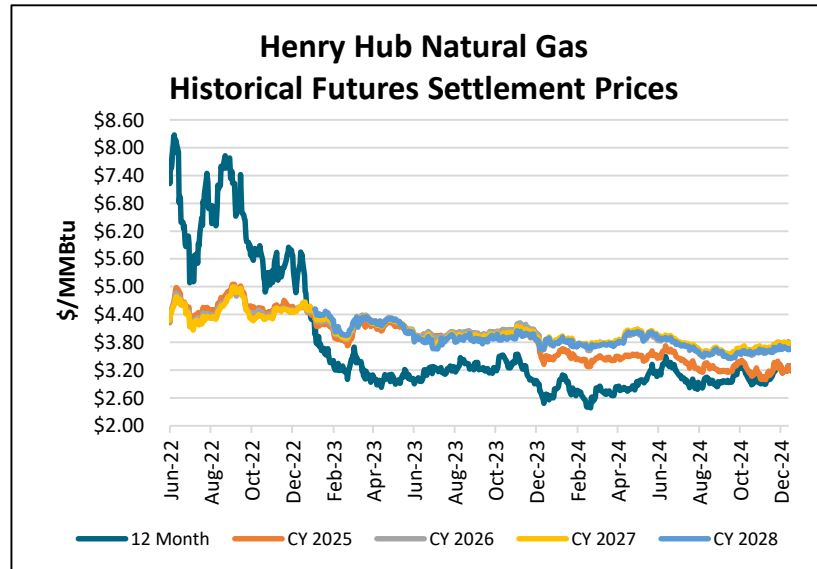
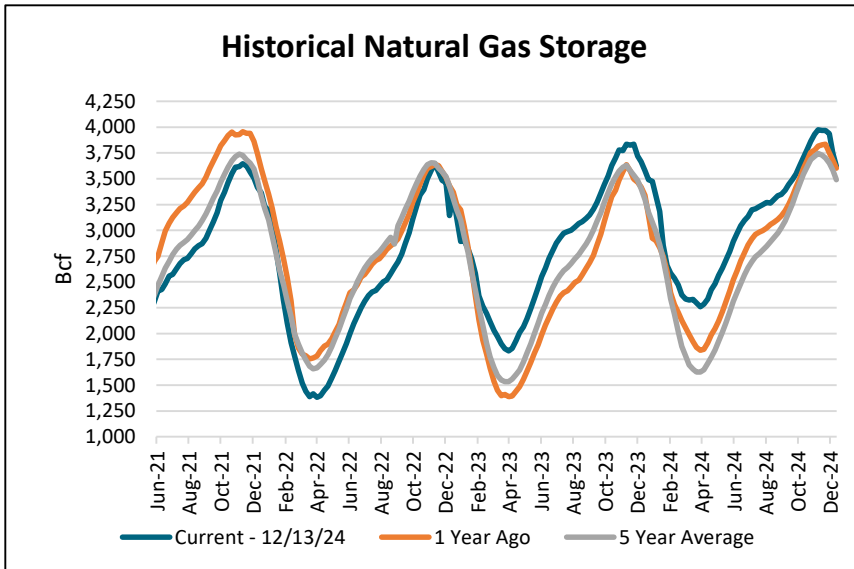


Natural Gas WoW Delta	
\$/MMBtu Previous Week ▲	
	Henry Hub
12 Mo. Strip	\$0.03
2025	\$0.03
2026	(\$0.02)
2027	\$0.00

Storage Report	
For the Week Ending 12/13/24, the working natural gas in storage for the lower 48 states was 3,622 bcf which represents a decrease of 125 bcf compared to last week's report. Also, the reported levels represent an increase of 20 bcf compared to one year prior and an increase of 132 bcf compared to the five year average.	

Henry Hub Futures Settlement Prices (\$/MMBtu)					
Date	12 Month	CY 2025	CY 2026	CY 2027	CY 2028
12/19/2024	\$3.33	\$3.33	\$3.79	\$3.77	\$3.68
12/18/2024	\$3.23	\$3.23	\$3.76	\$3.76	\$3.66
12/17/2024	\$3.22	\$3.22	\$3.78	\$3.79	\$3.69
12/16/2024	\$3.19	\$3.19	\$3.76	\$3.78	\$3.67
12/13/2024	\$3.24	\$3.24	\$3.79	\$3.78	\$3.65

EIA Storage Report for lower 48 states (bcf)					
Week End	Current	1 Yr Ago	1 Yr ▲	5 Yr Avg	5 Yr ▲
12/6/2024	3,747	3,680	67	3,582	165
12/13/2024	3,622	3,602	20	3,490	132

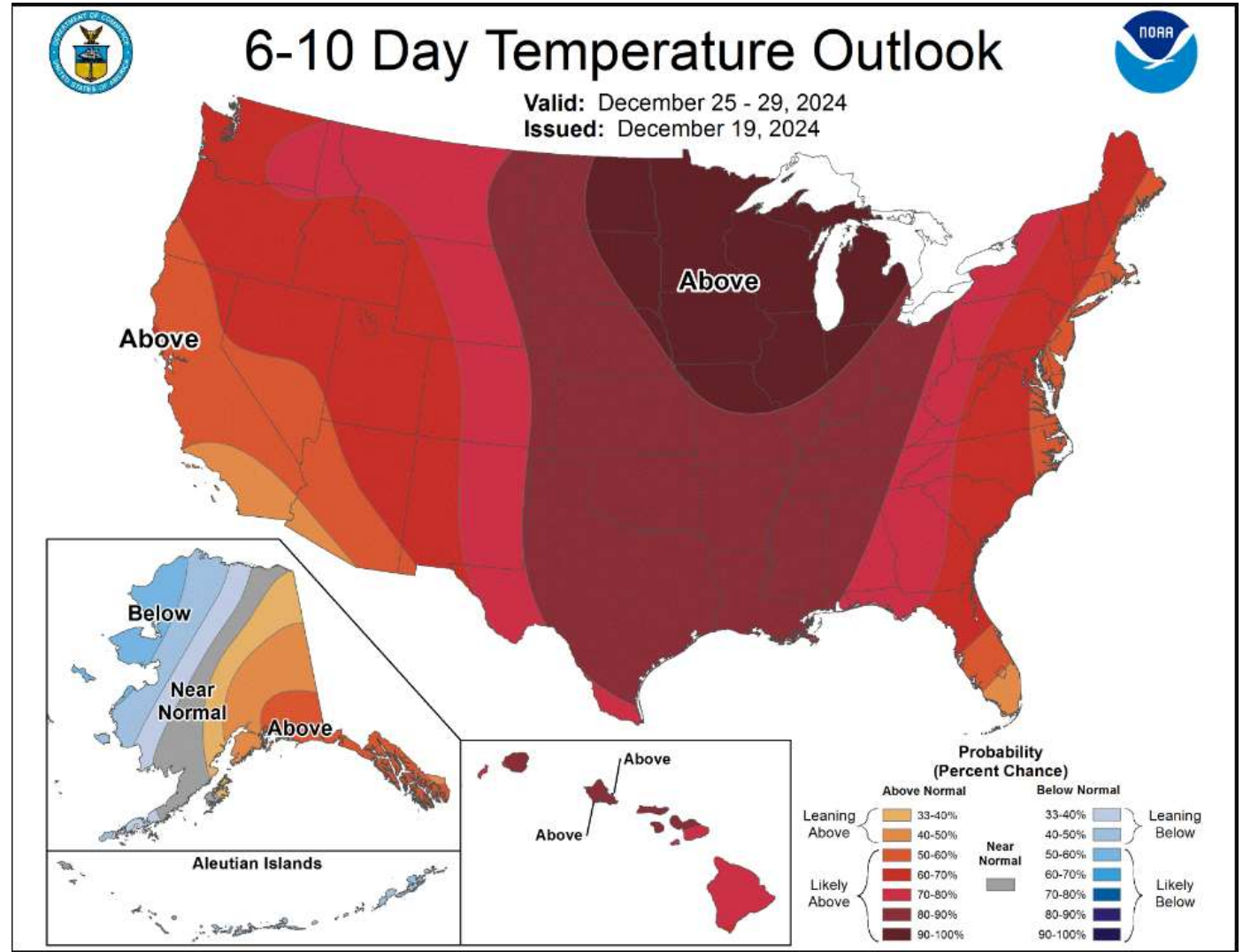


This communication from Dynegy Energy Services, dba Dynegy is intended solely for informational or illustrative purposes only. Dynegy is not responsible for typographic errors or other inaccuracies in the content and makes no representations to the contrary. We believe the information contained herein to be accurate and reliable and buyer or customer understands it has the duty or obligation to validate such information and undertake whatever risk there may be upon its reliance. Therefore, all information and materials are provided "AS IS" without any warranty of any kind.



PJM 7 Day Load Forecast (as of 12/20/24) RTO Combined Daily Max Hour Load Forecast		
DATE	MW	HE
Friday, December 20, 2024	109,359	18
Saturday, December 21, 2024	110,927	19
Sunday, December 22, 2024	115,622	20
Monday, December 23, 2024	123,350	8
Tuesday, December 24, 2024	108,026	18
Wednesday, December 25, 2024	99,852	19
Thursday, December 26, 2024	103,817	9

MISO 7 Day Load Actuals (as of 12/20/24) RTO Combined Daily Max Hour Load Actuals		
DATE	MW	HE
Friday, December 13, 2024	89,297	9
Saturday, December 14, 2024	77,967	19
Sunday, December 15, 2024	76,196	19
Monday, December 16, 2024	80,525	19
Tuesday, December 17, 2024	82,126	19
Wednesday, December 18, 2024	83,337	19
Thursday, December 19, 2024	83,189	20



This communication from Dynegy Energy Services, dba Dynegy is intended solely for informational or illustrative purposes only. Dynegy is not responsible for typographic errors or other inaccuracies in the content and makes no representations to the contrary. We believe the information contained herein to be accurate and reliable and buyer or customer understands it has the duty or obligation to validate such information and undertake whatever risk there may be upon its reliance. Therefore, all information and materials are provided "AS IS" without any warranty of any kind.

